


BARWA GRAND PRIX OF QATAR

Free Practice Nr. 1

Classification

3

	Rider	Nation	Team	Motorcycle	Time	Lap Total	Gap	Top Speed
1	72 Marco BEZZECCHI	ITA	SKY Racing Team VR46	KALEX	2'00.305	12 16		288.7
2	22 Sam LOWES	GBR	Elf Marc VDS Racing Team	KALEX	2'00.321	12 15	0.016 0.016	289.5
3	21 Fabio DI GIANNANTONIO	ITA	Federal Oil Gresini Moto2	KALEX	2'00.547	12 15	0.242 0.226	288.7
4	64 Bo BENDSNEYDER	NED	Pertamina Mandalika SAG Team	KALEX	2'00.644	3 14	0.339 0.097	288.0
5	87 Remy GARDNER	AUS	Red Bull KTM Ajo	KALEX	2'00.668	14 15	0.363 0.024	289.5
6	96 Jake DIXON	GBR	Petronas Sprinta Racing	KALEX	2'00.693	3 11	0.388 0.025	288.0
7	75 Albert ARENAS	SPA	Inde Aspar Team	BOSCOSCURO	2'00.822	12 14	0.517 0.129	294.2
8	25 Raul FERNANDEZ	SPA	Red Bull KTM Ajo	KALEX	2'00.906	12 15	0.601 0.084	293.4
9	37 Augusto FERNANDEZ	SPA	Elf Marc VDS Racing Team	KALEX	2'00.965	16 17	0.660 0.059	291.8
10	79 Ai OGURA	JPN	IDEMITSU Honda Team Asia	KALEX	2'01.020	11 11	0.715 0.055	291.8
11	23 Marcel SCHROTTER	GER	Liqui Moly Intact GP	KALEX	2'01.026	12 12	0.721 0.006	288.0
12	44 Aron CANET	SPA	Inde Aspar Team	BOSCOSCURO	2'01.042	12 12	0.737 0.016	289.5
13	9 Jorge NAVARRO	SPA	MB Conveyors Speed Up	BOSCOSCURO	2'01.079	12 15	0.774 0.037	295.0
14	16 Joe ROBERTS	USA	Italtrans Racing Team	KALEX	2'01.080	13 14	0.775 0.001	288.7
15	42 Marcos RAMIREZ	SPA	American Racing	KALEX	2'01.103	12 13	0.798 0.023	295.8
16	97 Xavi VIERGE	SPA	Petronas Sprinta Racing	KALEX	2'01.124	10 14	0.819 0.021	291.1
17	5 Yari MONTELLA	ITA	MB Conveyors Speed Up	BOSCOSCURO	2'01.314	12 15	1.009 0.190	288.0
18	11 Nicolò BULEGA	ITA	Federal Oil Gresini Moto2	KALEX	2'01.374	13 14	1.069 0.060	290.3
19	62 Stefano MANZI	ITA	Flexbox HP40	KALEX	2'01.395	11 15	1.090 0.021	291.1
20	14 Tony ARBOLINO	ITA	Liqui Moly Intact GP	KALEX	2'01.448	4 14	1.143 0.053	294.2
21	13 Celestino VIETTI	ITA	SKY Racing Team VR46	KALEX	2'01.522	16 16	1.217 0.074	291.1
22	7 Lorenzo BALDASSARRI	ITA	MV Agusta Forward Racing	MV AGUSTA	2'01.600	11 14	1.295 0.078	285.7
23	12 Thomas LUTHI	SWI	Pertamina Mandalika SAG Team	KALEX	2'01.640	14 15	1.335 0.040	289.5
24	35 Somkiat CHANTRA	THA	IDEMITSU Honda Team Asia	KALEX	2'01.672	14 14	1.367 0.032	291.1
25	24 Simone CORSI	ITA	MV Agusta Forward Racing	MV AGUSTA	2'01.738	6 6	1.433 0.066	287.2
26	19 Lorenzo DALLA PORTA	ITA	Italtrans Racing Team	KALEX	2'01.799	14 15	1.494 0.061	288.7
27	6 Cameron BEAUBIER	USA	American Racing	KALEX	2'01.827	13 13	1.522 0.028	289.5
28	40 Hector GARZO	SPA	Flexbox HP40	KALEX	2'02.038	3 12	1.733 0.211	289.5
29	55 Hafizh SYAHRIN	MAL	NTS RW Racing GP	NTS	2'03.071	10 14	2.766 1.033	284.2
30	70 Barry BALTUS	BEL	NTS RW Racing GP	NTS	2'03.182	15 15	2.877 0.111	284.2

Practice condition: **Dry**
 Air: **33°**
 Humidity: **31%**
 Ground: **26°**

Fastest Lap:	Lap: 12	Marco BEZZECCHI	2'00.305	160.9 Km/h
Best Race Lap:	2019	Thomas LUTHI	1'58.711	163.1 Km/h
All Time Lap Record:	2020	Joe ROBERTS	1'58.136	163.9 Km/h

The results are provisional until the end of the limit for protest and appeals.

Time limit for protest expires 30' after publication of the results - Time:

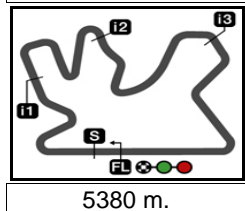
These data/results cannot be reproduced, stored and/or transmitted in whole or in part by any manner of electronic, mechanical, photocopying, recording, broadcasting or otherwise now known or herein after developed without the previous express consent by the copyright owner, except for reproduction in daily press and regular printed publications on sale to the public within 60 days of the event related to those data/results and always provided that copyright symbol appears together as follows below.

© DORNA, 2021

Official MotoGP Timing by TISSOT
 www.motogp.com

Doha, Friday, March 26, 2021





BARWA GRAND PRIX OF QATAR

Free Practice Nr. 1

Top Speed & Average

4

Rider	Nation	Motorcycle	Top 5 speeds					Average	Top
42 Marcos RAMIREZ	SPA	KALEX	295.8	294.2	293.4	292.6	291.8	293.3	295.8
9 Jorge NAVARRO	SPA	BOSCOSCURO	295.0	292.6	290.3	289.5	288.7	290.8	295.0
14 Tony ARBOLINO	ITA	KALEX	294.2	291.8	291.8	291.8	291.1	291.8	294.2
75 Albert ARENAS	SPA	BOSCOSCURO	294.2	291.8	291.1	289.5	288.0	290.9	294.2
25 Raul FERNANDEZ	SPA	KALEX	293.4	292.6	289.5	289.5	289.5	290.4	293.4
37 Augusto FERNANDEZ	SPA	KALEX	291.8	291.8	291.1	290.3	290.3	290.9	291.8
79 Ai OGURA	JPN	KALEX	291.8	291.1	290.3	289.5	289.5	290.4	291.8
13 Celestino VIETTI	ITA	KALEX	291.1	291.1	290.3	289.5	289.5	290.3	291.1
35 Somkiat CHANTRA	THA	KALEX	291.1	290.3	290.3	289.5	288.7	289.8	291.1
62 Stefano MANZI	ITA	KALEX	291.1	291.1	289.5	288.7	288.7	289.8	291.1
97 Xavi VIERGE	SPA	KALEX	291.1	291.1	291.1	290.3	290.3	290.7	291.1
11 Nicolò BULEGA	ITA	KALEX	290.3	289.5	289.5	289.5	288.7	289.3	290.3
6 Cameron BEAUBIER	USA	KALEX	289.5	288.0	288.0	288.0	287.2	288.0	289.5
12 Thomas LUTHI	SWI	KALEX	289.5	289.5	288.7	288.0	287.2	288.2	289.5
22 Sam LOWES	GBR	KALEX	289.5	289.5	289.5	289.5	288.7	289.0	289.5
40 Hector GARZO	SPA	KALEX	289.5	288.0	288.0	286.4	284.9	286.7	289.5
44 Aron CANET	SPA	BOSCOSCURO	289.5	286.4	285.7	285.7	284.2	285.7	289.5
87 Remy GARDNER	AUS	KALEX	289.5	289.5	289.5	288.7	287.2	288.4	289.5
16 Joe ROBERTS	USA	KALEX	288.7	288.7	286.4	286.4	286.4	287.1	288.7
19 Lorenzo DALLA PORTA	ITA	KALEX	288.7	288.0	287.2	287.2	287.2	287.6	288.7
21 Fabio DI GIANNANTONIO	ITA	KALEX	288.7	288.7	288.7	288.0	288.0	288.4	288.7
72 Marco BEZZECCHI	ITA	KALEX	288.7	287.2	287.2	287.2	286.4	287.3	288.7
5 Yari MONTELLA	ITA	BOSCOSCURO	288.0	288.0	287.2	286.4	285.7	286.7	288.0
23 Marcel SCHROTTER	GER	KALEX	288.0	287.2	287.2	286.4	286.4	286.9	288.0
64 Bo BENDSNEYDER	NED	KALEX	288.0	288.0	287.2	285.7	284.9	286.1	288.0
96 Jake DIXON	GBR	KALEX	288.0	288.0	288.0	288.0	288.0	288.0	288.0
24 Simone CORSI	ITA	MV AGUSTA	287.2	285.7	285.7	285.7	284.2	285.7	287.2
7 Lorenzo BALDASSARRI	ITA	MV AGUSTA	285.7	284.2	284.2	284.2	282.7	284.2	285.7
55 Hafizh SYAHRIN	MAL	NTS	284.2	284.2	283.4	282.7	282.7	283.3	284.2
70 Barry BALTUS	BEL	NTS	284.2	283.4	282.7	282.7	282.7	283.1	284.2

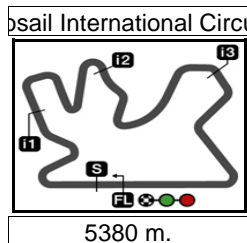
These data/results cannot be reproduced, stored and/or transmitted in whole or in part by any manner of electronic, mechanical, photocopying, recording, broadcasting or otherwise now known or herein after developed without the previous express consent by the copyright owner, except for reproduction in daily press and regular printed publications on sale to the public within 60 days of the event related to those data/results and always provided that copyright symbol appears together as follows below.

© DORNA, 2021

Official MotoGP Timing by TISSOT
www.motogp.com

Doha, Friday, March 26, 2021





BARWA GRAND PRIX OF QATAR

Free Practice Nr. 1

Chronological Analysis of Performances

5

* Lap / Sector time cancelled **T1** Time from finish line to 1st intermed. **T3** Time from 2nd intermed. to 3rd intermed.
P Crossing the finish line in pit lane **T2** Time from 1st intermed. to 2nd intermed. **T4** Time from 3rd intermediate to finish line

Lap	Lap Time	T1	T2	T3	T4	Speed	Lap	Lap Time	T1	T2	T3	T4	Speed							
1st 72 Marco BEZZECCHI SKY Racing Team VR ITA Runs=2 Total laps=16 Full laps=13							8	2'01.438	26.544	31.223	29.541	34.130	285.7	9	2'09.642 P	29.195	35.305	31.357	33.785	284.9
1	3'08.966	33.301	33.838	30.517	34.874	157.8	10	2'07.096	31.498	31.754	29.823	34.021	153.1							
2	2'02.166	26.615	31.696	29.839	34.016	287.2	11	2'00.993	26.564	31.163	29.483	33.783	286.4							
3	2'01.161	26.532	31.348	29.503	33.778	286.4	12	2'00.547	26.491	30.978	29.322	33.756	288.7							
4	2'00.970	26.306	31.310	29.507	33.847	287.2	13	2'00.639	26.350	31.138	29.407	33.744	288.0							
5	2'00.505	26.234	31.181	29.400	33.690	287.2	14	2'01.599	26.451	31.339	29.797	34.012	288.7							
6	2'05.275 P	31.214	32.280	29.974	31.807	288.7	15	2'11.978	26.682	37.754	33.122	34.420	288.7							
7	2'09.554	32.398	32.429	30.445	34.282	129.1	4th 64 Bo BENDSNEYDER Pertamina Mandalika NED Runs=3 Total laps=14 Full laps=9													
8	2'01.350	26.436	31.335	29.756	33.823	281.9	1	2'35.184	32.048	32.854	30.034	33.953	138.4							
9	2'00.638	26.313	31.113	29.461	33.751	284.2	2	2'01.109	26.593	31.236	29.591	33.689	287.2							
10	2'00.619	26.166	31.137	29.513	33.803	283.4	3	2'00.644	26.447	31.160	29.351	33.686	288.0							
11	2'00.634	26.191	31.177	29.558	33.708	282.7	4	2'04.475 P	28.137	32.318	32.056	31.964	288.0							
12	2'00.305	26.124	30.994	29.461	33.726	284.2	5	2'07.778	31.635	32.003	29.934	34.206	139.7							
13	2'01.525	26.355	31.416	29.669	34.085	284.2	6	2'04.383	28.698	31.665	29.825	34.195	283.4							
14	2'00.934	26.254	31.280	29.608	33.792	284.2	7	2'02.329	26.657	31.563	29.935	34.174	283.4							
15	2'00.663	26.216	31.194	29.505	33.748	284.2	8	2'02.183	26.551	31.543	29.782	34.307	284.9							
16	2'00.402	26.156	31.066	29.444	33.736	284.2	9	2'05.454 P	29.090	33.276	31.121	31.967	284.9							
2nd 22 Sam LOWES Elf Marc VDS Racing GBR Runs=2 Total laps=15 Full laps=11							10	2'07.091	31.796	31.600	29.729	33.966	149.1							
1	3'17.725	33.297	32.953	30.396	34.410	146.3	11	2'01.692	26.513	31.439	29.745	33.995	284.2							
2	2'01.198	26.489	31.345	29.555	33.809	288.7	12	2'01.680	26.549	31.452	29.760	33.919	285.7							
3	2'00.926	26.265	31.336	29.576	33.749	288.7	13	2'01.604	26.531	31.420	29.731	33.922	284.9							
4	2'00.474	26.157	31.113	29.326	33.878	287.2	14	2'01.807	26.516	31.512	29.768	34.011	284.9							
5	2'00.513	26.180	31.180	29.401	33.752	288.7	5th 87 Remy GARDNER Red Bull KTM Ajo AUS Runs=2 Total laps=15 Full laps=10													
6	2'04.428	27.865	32.596	29.892	34.075	288.7	1	2'37.157 *	34.259	36.528	30.803	34.637*	136.1							
7	2'00.704	26.314	31.210	29.461	33.719	288.7	2	2'02.630 *	26.901	31.649	29.715	34.365*	289.5							
8	2'00.583	26.130	31.208	29.486	33.759	288.7	3	2'01.669	26.604	31.446	29.621	33.998	287.2							
9	2'02.973 P	28.467	32.847	30.607	31.052	252.9	4	2'01.161	26.629	31.287	29.438	33.807	287.2							
10	2'06.935	31.478	31.921	29.774	33.762	143.0	5	2'02.363	26.475	31.511	29.874	34.503	288.7							
11	2'00.524	26.226	31.157	29.486	33.655	288.0	6	2'01.379	26.458	31.325	29.624	33.972	286.4							
12	2'00.321	26.135	31.091	29.336	33.759	289.5	7	2'00.056 P	26.603	31.341	29.900	32.212	284.9							
13	2'00.366	26.174	31.048	29.477	33.667	289.5	8	2'15.293	36.053	33.033	31.946	34.261	150.8							
14	2'00.511 *	26.222	31.175	29.461	33.653*	289.5	9	2'01.511	26.637	31.426	29.609	33.839	284.2							
15	2'05.782	27.158	35.111	29.811	33.702	289.5	10	2'01.168	26.520	31.297	29.489	33.862	284.2							
3rd 21 Fabio DI GIANNANT Federal Oil Gresini M ITA Runs=2 Total laps=15 Full laps=12							11	2'06.361	26.962	33.766	31.374	34.259	285.7							
1	2'22.440	32.434	32.204	30.194	34.521	150.8	12	2'00.927	26.387	31.221	29.443	33.876	284.9							
2	2'02.064	26.813	31.357	29.662	34.232	285.7	13	2'02.326 *	26.308	32.471	29.565	33.982*	289.5							
3	2'01.389	26.572	31.281	29.592	33.944	286.4	14	2'00.668	26.265	31.215	29.388	33.800	287.2							
4	2'01.890	26.601	31.296	29.752	34.241	286.4	15	2'02.569	26.317	31.378	29.717	35.157	289.5							
5	2'01.980	26.606	31.425	29.863	34.086	288.0														
6	2'10.694	26.651	31.507	36.786	35.750	284.9														
7	2'01.755	26.619	31.399	29.594	34.143	285.7														

Fastest Lap: Marco BEZZECCHI SKY Racing Team VR ITA **2'00.305** 26.124 30.994 29.461 33.726

These data/results cannot be reproduced, stored and/or transmitted in whole or in part by any manner of electronic, mechanical, photocopying, recording, broadcasting or otherwise now known or herein after developed without the previous express consent by the copyright owner, except for reproduction in daily press and regular printed publications on sale to the public within 60 days of the event related to those data/results and always provided that copyright symbol appears together as follows below.
 © DORNA, 2021

Free Practice Nr. 1

Moto2

Lap	Lap Time	T1	T2	T3	T4	Speed	Lap	Lap Time	T1	T2	T3	T4	Speed
11	2'02.311	27.154	31.598	29.520	34.039	284.2	1	3'00.066	32.205	33.497	31.107	34.480	155.8
12	2'01.042	26.274	31.245	29.550	33.973	286.4	2	2'04.258	27.411	32.390	30.233	34.224	291.1
13th 9 Jorge NAVARRO MB Conveyors Speed SPA Runs=2 Total laps=15 Full laps=11							3	2'02.272	26.675	31.711	29.911	33.975	291.1
1	2'54.552	34.293	33.876	30.915	34.462	146.9	4	2'02.027	26.658	31.575	29.699	34.095	291.1
2	2'02.336	26.805	31.795	29.769	33.967	290.3	5	2'02.610	26.688	31.640	30.006	34.276	290.3
3	2'01.085	26.536	31.229	29.520	33.800	288.7	6	2'09.152	30.009	32.731	32.284	34.128	288.7
4	2'01.668	26.751	31.261	29.694	33.962	289.5	7	2'09.013 P	26.602	37.869	30.877	33.665	289.5
5	2'01.592	26.586	31.545	29.643	33.818	295.0	8	2'10.294	33.118	32.434	30.347	34.395	106.5
6	2'01.430	26.483	31.423	29.668	33.856	288.7	9	2'01.432	26.489	31.407	29.670	33.866	284.9
7	2'01.453	26.467	31.298	29.739	33.949	286.4	10	2'01.124	26.346	31.351	29.625	33.802	288.7
8	2'01.645	26.711	31.390	29.594	33.950	285.7	11	2'01.124	26.320	31.318	29.636	33.850	288.0
9	2'01.267	26.457	31.253	29.685	33.872	286.4	12	2'01.716 *	26.409	31.488	29.877	33.942*	289.5
10	2'03.589 P	29.517	31.970	30.091	32.011	285.7	13	2'01.140	26.343	31.335	29.610	33.852	290.3
11	2'07.323	31.863	31.725	29.722	34.013	143.6	14	2'02.147	26.279	31.525	30.123	34.220	290.3
12	2'01.079	26.422	31.196	29.493	33.968	285.7	17th 5 Yari MONTELLA MB Conveyors Speed ITA Runs=2 Total laps=15 Full laps=10						
13	2'00.683 *	26.189	31.206	29.570	33.718*	288.0	1	2'23.668 *	31.762	32.978	30.202	34.533*	156.7
14	2'01.566	26.777	31.339	29.565	33.885	292.6	2	2'03.379	26.905	31.929	29.796	34.749	286.4
15	2'01.087	26.369	31.290	29.580	33.848	285.7	3	2'03.021	27.233	31.802	29.808	34.178	284.2
14th 16 Joe ROBERTS Italtrans Racing Team USA Runs=2 Total laps=14 Full laps=7							4	2'02.225	26.793	31.497	29.686	34.249	284.9
1	2'56.577	36.677	33.755	31.070	34.952	108.3	5	2'02.180	26.684	31.513	29.837	34.146	285.7
2	2'03.264 *	27.004	31.691	29.887	34.682*	288.7	6	2'03.171 *	26.760	31.891	30.161	34.359*	285.7
3	2'02.194	26.707	31.407	29.837	34.243	288.7	7	2'03.074	26.806	31.804	29.966	34.498	283.4
4	2'07.684	27.018	31.631	30.140	38.895	286.4	8	2'04.226	28.364	31.811	29.979	34.072	282.7
5	2'01.876	26.502	31.543	29.794	34.037	286.4	9	2'02.675	26.660	31.631	30.109	34.275	284.9
6	2'01.418	26.562	31.281	29.643	33.932	286.4	10	2'01.128 P	26.799	31.847	30.103	32.379	283.4
7	2'02.144 *	26.477	31.650	29.824	34.193*	286.4	11	2'07.006	31.151	31.998	29.795	34.062	153.8
8	2'01.608	26.461	31.537	29.584	34.026	286.4	12	2'01.314	26.451	31.432	29.650	33.781	285.7
9	2'01.404 *	26.518	31.278	29.626	33.982*	284.9	13	2'01.504 *	26.403	31.443	29.571	34.087*	288.0
10	2'03.117 P	27.836	32.245	30.711	32.325	285.7	14	2'01.507	26.540	31.336	29.727	33.904	287.2
11	2'14.281	34.956	34.525	30.525	34.275	156.9	15	2'01.712	26.868	31.384	29.555	33.905	288.0
12	2'01.804	26.721	31.406	29.811	33.866	284.2	18th 11 Nicolò BULEGA Federal Oil Gresini M ITA Runs=2 Total laps=14 Full laps=9						
13	2'01.080	26.387	31.304	29.478	33.911	284.9	1	2'47.227 *	33.542	33.460	30.623	34.646*	135.6
14	2'01.206 *	26.385	31.246	29.627	33.948*	284.9	2	2'13.647	27.079	32.584	39.303	34.681	288.7
15th 42 Marcos RAMIREZ American Racing SPA Runs=3 Total laps=13 Full laps=6							3	2'02.614	27.238	31.429	29.875	34.072	290.3
1	2'37.377	34.050	36.448	30.865	34.527	114.8	4	2'02.235	26.661	31.402	29.947	34.225	288.7
2	2'03.229	27.064	31.783	30.047	34.335	295.8	5	2'01.913	26.566	31.437	29.840	34.070	289.5
3	2'02.373	27.012	31.634	29.705	34.022	293.4	6	2'01.620 *	26.501	31.318	29.728	34.073*	288.0
4	1'59.579 P	26.655	31.528	29.924	31.472	291.8	7	1'59.210 P	26.599	31.310	29.689	31.612	288.0
5	2'09.357	31.453	32.634	30.624	34.646	154.0	8	2'15.708	33.896	34.185	32.971	34.656	150.0
6	2'02.978	26.897	31.935	29.926	34.220	287.2	9	2'02.245	26.921	31.615	29.708	34.001	284.9
7	2'10.340	26.623	39.660	30.053	34.004	288.7	10	2'01.760	26.715	31.335	29.734	33.976	289.5
8	2'06.315 *	26.592	31.670	29.810	38.243*	288.7	11	2'01.799	26.610	31.313	29.815	34.061	286.4
9	2'03.721 P	26.995	32.770	31.922	32.034	288.0	12	2'03.190 *	26.862	32.428	29.940	33.960*	288.0
10	2'10.561	31.661	35.000	29.885	34.015	148.1	13	2'01.374	26.501	31.310	29.672	33.891	289.5
11	2'00.932 *	26.299	31.311	29.442	33.880*	291.8	14	2'01.497	26.530	31.245	29.727	33.995	288.7
12	2'01.103	26.253	31.501	29.568	33.781	292.6	19th 62 Stefano MANZI Flexbox HP40 ITA Runs=2 Total laps=15 Full laps=12						
13	2'01.290	26.283	31.610	29.517	33.880	294.2	1	3'00.752	32.551	32.926	30.514	34.282	149.3
16th 97 Xavi VIERGE Petronas Sprinta Raci SPA Runs=2 Total laps=14 Full laps=10							2	2'02.758	26.779	31.981	29.926	34.072	291.1
1	2'56.577	36.677	33.755	31.070	34.952	108.3	3	2'01.808	26.453	31.864	29.675	33.816	291.1
2	2'03.264 *	27.004	31.691	29.887	34.682*	288.7	4	2'02.349	26.585	31.761	29.815	34.188	289.5

Fastest Lap: Marco BEZZECCHI SKY Racing Team VR ITA 2'00.305 26.124 30.994 29.461 33.726

These data/results cannot be reproduced, stored and/or transmitted in whole or in part by any manner of electronic, mechanical, photocopying, recording, broadcasting or otherwise now known or herein after developed without the previous express consent by the copyright owner, except for reproduction in daily press and regular printed publications on sale to the public within 60 days of the event related to those data/results and always provided that copyright symbol appears together as follows below.
© DORNA, 2021

Free Practice Nr. 1

Moto2

Lap	Lap Time	T1	T2	T3	T4	Speed	Lap	Lap Time	T1	T2	T3	T4	Speed
26th	19	Lorenzo DALLA PO Italtrans Racing Team ITA					6	2'13.751 P	32.339	34.556	32.836	34.020	279.7
		Runs=2			Total laps=15		Full laps=12						
1	2'54.842	34.894	33.943	31.180	34.632	116.8	7	2'14.052	34.244	34.087	30.909	34.812	138.6
2	2'04.066	27.172	32.411	30.060	34.423	286.4	8	2'03.751	27.071	31.965	30.317	34.398	281.2
3	2'02.967	27.022	31.868	29.877	34.200	286.4	9	2'03.103	26.915	31.707	30.134	34.347	281.2
4	2'02.522	26.778	31.704	29.888	34.152	288.0	10	2'03.071	26.848	31.765	30.101	34.357	284.2
5	2'03.684	26.911	32.687	30.012	34.074	285.7	11	2'11.110 P	30.693	33.419	33.132	33.866	282.7
6	2'02.387	26.778	31.732	29.825	34.052	287.2	12	2'18.415 *	38.185	34.378	31.303	34.549*	147.9
7	2'02.196	26.745	31.641	29.748	34.062	288.7	13	2'03.408	26.934	31.823	30.186	34.465	281.2
8	2'02.918 P	28.506	32.883	29.705	31.824	287.2	14	2'03.261	26.842	31.902	30.095	34.422	282.7
9	2'08.936	32.482	32.113	30.132	34.209	133.1	30th 70 Barry BALTUS NTS RW Racing GP BEL						
10	2'02.702	26.841	31.866	29.919	34.076	285.7	Runs=3			Total laps=15		Full laps=7	
11	2'02.390	26.856	31.589	29.972	33.973	286.4	1	2'16.261 *	33.627	33.533	31.104	35.208*	147.9
12	2'02.014	26.738	31.508	29.806	33.962	287.2	2	2'04.686	27.781	32.529	29.910	34.466	279.7
13	2'02.012	26.679	31.483	29.860	33.990	286.4	3	2'03.380 *	27.080	31.802	29.923	34.575*	284.2
14	2'01.799	26.664	31.456	29.806	33.873	286.4	4	2'03.359	27.101	31.758	29.940	34.560	282.7
15	2'01.922	26.663	31.510	29.782	33.967	287.2	5	2'03.376	27.091	31.828	29.907	34.550	282.7
							6	2'00.328 P	26.930	31.842	30.339	31.217	283.4
27th	6	Cameron BEAUBIE American Racing USA					7	2'07.738	30.627	32.167	30.243	34.701	160.2
		Runs=3			Total laps=13		Full laps=8						
1	2'20.126	42.278	34.078	31.290	35.267	124.1	8	2'03.789	26.945	31.907	30.320	34.617	281.2
2	2'04.784	27.114	32.435	30.413	34.822	285.7	9	2'03.818	27.026	31.913	30.208	34.671	281.9
3	2'02.837	26.730	31.900	29.964	34.243	289.5	10	2'03.504	27.021	31.867	30.152	34.464	282.7
4	2'02.853	26.805	31.836	29.979	34.233	288.0	11	2'01.942 P	27.573	32.188	31.052	31.129	280.5
5	2'02.678	26.719	31.736	30.079	34.144	288.0	12	2'08.730	31.924	32.188	30.291	34.327	157.6
6	2'04.055 P	27.262	32.923	30.181	33.689	288.0	13	2'02.762 *	26.990	31.612	29.853	34.307*	281.9
7	2'14.183	33.098	32.531	30.913	37.641	139.5	14	2'02.618 *	26.806	31.543	29.815	34.454*	282.7
8	2'03.340	26.855	31.915	30.250	34.320	287.2	15	2'03.182	26.941	31.899	29.925	34.417	281.2
9	2'02.695	26.682	31.635	30.086	34.292	286.4							
10	2'02.282	26.577	31.648	29.958	34.099	286.4							
11	2'02.449 P	26.723	31.998	30.239	33.489	287.2							
12	2'11.075	32.409	34.223	30.132	34.311	141.7							
13	2'01.827	26.546	31.492	29.842	33.947	285.7							
28th	40	Hector GARZO Flexbox HP40 SPA											
		Runs=2			Total laps=12		Full laps=8						
1	2'36.000	32.379	34.080	31.383	34.311	158.1							
2	2'04.138 *	27.337	32.143	29.861	34.797*	288.0							
3	2'02.038	26.568	31.572	29.813	34.085	289.5							
4	2'12.946	26.566	31.814	40.000	34.566	288.0							
5	2'02.868	26.769	31.742	30.046	34.311	284.9							
6	2'04.955 P	27.449	32.276	30.256	34.974	284.9							
7	2'08.507	31.691	32.175	30.174	34.467	153.1							
8	2'03.253	26.774	31.858	30.229	34.392	284.2							
9	2'12.333	30.026	33.435	32.034	36.838	284.2							
10	2'02.874	26.736	31.880	30.029	34.229	286.4							
11	2'13.809	33.277	32.312			284.9							
12	2'02.721	26.640	31.673	30.058	34.350	284.2							
29th	55	Hafizh SYAHRIN NTS RW Racing GP MAL											
		Runs=3			Total laps=14		Full laps=9						
1	2'28.483	35.631	34.540	31.666	35.148	153.8							
2	2'04.500	27.467	32.284	30.434	34.315	284.2							
3	2'03.216	26.856	31.948	30.115	34.297	283.4							
4	2'03.440	26.835	32.030	30.179	34.396	282.7							
5	2'03.460	26.898	31.905	30.241	34.416	281.2							

Fastest Lap: Marco BEZZECCHI SKY Racing Team VR ITA **2'00.305** 26.124 30.994 29.461 33.726

These data/results cannot be reproduced, stored and/or transmitted in whole or in part by any manner of electronic, mechanical, photocopying, recording, broadcasting or otherwise now known or herein after developed without the previous express consent by the copyright owner, except for reproduction in daily press and regular printed publications on sale to the public within 60 days of the event related to those data/results and always provided that copyright symbol appears together as follows below.
© DORNA, 2021

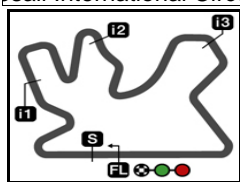
Official MotoGP Timing by TISSOT
www.motogp.com

Doha, Friday, March 26, 2021

Page 5 of 5

moto2





5380 m.

BARWA GRAND PRIX OF QATAR

Free Practice Nr. 1

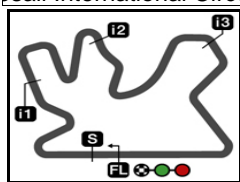
Best Partial Times

Moto2™

IT Ideal Lap Time, sum of the best partial times*BT* Best Lap Time

T1		T2		T3		T4						
Pos	Rider	Time	Rider	Time	Rider	Time	Rider	Time	Pos	Rider	IT	BT
1	M.BEZZECCHI	26.124	F.DI GIANNANTO	30.978	F.DI GIANNANTO	29.322	S.LOWES	33.655	1	S.LOWES	2'00.159	2'00.321 (2)
2	S.LOWES	26.130	M.BEZZECCHI	30.994	S.LOWES	29.326	A.ARENAS	33.672	2	M.BEZZECCHI	2'00.208	2'00.305 (1)
3	J.NAVARRO	26.189	S.LOWES	31.048	B.BENDSNEYDE	29.351	B.BENDSNEYDE	33.686	3	F.DI GIANNAN	2'00.394	2'00.547 (3)
4	J.DIXON	26.218	J.DIXON	31.158	R.GARDNER	29.388	M.BEZZECCHI	33.690	4	B.BENDSNEY	2'00.644	2'00.644 (4)
5	A.FERNANDEZ	26.241	M.SCHROTTER	31.160	M.BEZZECCHI	29.400	A.OGURA	33.706	5	J.DIXON	2'00.659	2'00.693 (6)
6	M.RAMIREZ	26.253	B.BENDSNEYDE	31.160	M.RAMIREZ	29.442	M.SCHROTTER	33.743	6	R.GARDNER	2'00.668	2'00.668 (5)
7	R.GARDNER	26.265	R.FERNANDEZ	31.164	R.FERNANDEZ	29.448	F.DI GIANNANTO	33.744	7	J.NAVARRO	2'00.678	2'01.079 (13)
8	A.CANET	26.274	J.NAVARRO	31.196	A.ARENAS	29.454	A.FERNANDEZ	33.773	8	M.RAMIREZ	2'00.787	2'01.103 (15)
9	X.VIERGE	26.279	R.GARDNER	31.215	J.ROBERTS	29.478	J.DIXON	33.774	9	A.CANET	2'00.813	2'01.042 (12)
10	R.FERNANDEZ	26.331	A.OGURA	31.231	A.OGURA	29.488	Y.MONTELLA	33.781	10	R.FERNANDEZ	2'00.814	2'00.906 (8)
11	M.SCHROTTER	26.343	N.BULEGA	31.245	J.NAVARRO	29.493	M.RAMIREZ	33.781	11	A.ARENAS	2'00.822	2'00.822 (7)
12	F.DI GIANNANTO	26.350	A.CANET	31.245	A.CANET	29.506	A.CANET	33.788	12	M.SCHROTTE	2'00.851	2'01.026 (11)
13	S.MANZI	26.352	J.ROBERTS	31.246	J.DIXON	29.509	J.NAVARRO	33.800	13	A.OGURA	2'00.862	2'01.020 (10)
14	L.BALDASSARRI	26.353	A.ARENAS	31.264	Y.MONTELLA	29.555	R.GARDNER	33.800	14	A.FERNANDEZ	2'00.897	2'00.965 (9)
15	T.ARBOLINO	26.363	L.BALDASSARRI	31.294	S.MANZI	29.560	T.ARBOLINO	33.801	15	J.ROBERTS	2'00.975	2'01.080 (14)
16	J.ROBERTS	26.385	A.FERNANDEZ	31.302	A.FERNANDEZ	29.581	X.VIERGE	33.802	16	X.VIERGE	2'01.009	2'01.124 (16)
17	Y.MONTELLA	26.403	C.VIETTI	31.303	L.BALDASSARRI	29.590	S.MANZI	33.816	17	Y.MONTELLA	2'01.075	2'01.314 (17)
18	A.ARENAS	26.432	M.RAMIREZ	31.311	M.SCHROTTER	29.605	J.ROBERTS	33.866	18	T.ARBOLINO	2'01.152	2'01.448 (20)
19	T.LUTHI	26.435	X.VIERGE	31.318	X.VIERGE	29.610	R.FERNANDEZ	33.871	19	S.MANZI	2'01.154	2'01.395 (19)
20	A.OGURA	26.437	Y.MONTELLA	31.336	T.ARBOLINO	29.636	L.DALLA PORTA	33.873	20	L.BALDASSAR	2'01.158	2'01.600 (22)
21	B.BENDSNEYDE	26.447	T.ARBOLINO	31.352	S.CHANTRA	29.668	S.CHANTRA	33.877	21	N.BULEGA	2'01.309	2'01.374 (18)
22	S.CHANTRA	26.479	S.CORSI	31.388	N.BULEGA	29.672	N.BULEGA	33.891	22	C.VIETTI	2'01.387	2'01.522 (21)
23	C.VIETTI	26.500	S.MANZI	31.426	C.VIETTI	29.676	C.VIETTI	33.908	23	S.CHANTRA	2'01.499	2'01.672 (24)
24	N.BULEGA	26.501	T.LUTHI	31.439	L.DALLA PORTA	29.705	L.BALDASSARRI	33.921	24	T.LUTHI	2'01.577	2'01.640 (23)

These data/results cannot be reproduced, stored and/or transmitted in whole or in part by any manner of electronic, mechanical, photocopying, recording, broadcasting or otherwise now known or herein after developed without the previous express consent by the copyright owner, except for reproduction in daily press and regular printed publications on sale to the public within 60 days of the event related to those data/results and always provided that copyright symbol appears together as follows below.
© DORNA, 2021



5380 m.

BARWA GRAND PRIX OF QATAR

Free Practice Nr. 1

Best Partial Times

Moto2™

IT Ideal Lap Time, sum of the best partial times

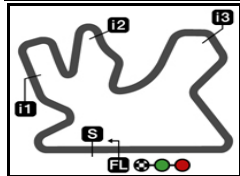
BT Best Lap Time

T1		T2		T3		T4				<i>IT</i>	<i>BT</i>	
<i>Pos</i>	<i>Rider</i>	<i>Time</i>	<i>Rider</i>	<i>Time</i>	<i>Rider</i>	<i>Time</i>	<i>Rider</i>	<i>Time</i>	<i>Pos</i>	<i>Rider</i>		
25	C.BEAUBIER	26.546	L.DALLA PORTA	31.456	T.LUTHI	29.742	C.BEAUBIER	33.947	25	L.DALLA POR	2'01.697	2'01.799 (26)
26	S.CORSI	26.548	S.CHANTRA	31.475	S.CORSI	29.812	T.LUTHI	33.961	26	S.CORSI	2'01.738	2'01.738 (25)
27	H.GARZO	26.566	C.BEAUBIER	31.492	H.GARZO	29.813	S.CORSI	33.990	27	C.BEAUBIER	2'01.827	2'01.827 (27)
28	L.DALLA PORTA	26.663	B.BALTUS	31.543	B.BALTUS	29.815	H.GARZO	34.085	28	H.GARZO	2'02.036	2'02.038 (28)
29	B.BALTUS	26.806	H.GARZO	31.572	C.BEAUBIER	29.842	H.SYHRIN	34.297	29	B.BALTUS	2'02.491	2'03.182 (30)
30	H.SYHRIN	26.835	H.SYHRIN	31.707	H.SYHRIN	30.095	B.BALTUS	34.327	30	H.SYHRIN	2'02.934	2'03.071 (29)

These data/results cannot be reproduced, stored and/or transmitted in whole or in part by any manner of electronic, mechanical, photocopying, recording, broadcasting or otherwise now known or herein after developed without the previous express consent by the copyright owner, except for reproduction in daily press and regular printed publications on sale to the public within 60 days of the event related to those data/results and always provided that copyright symbol appears together as follows below.
© DORNA, 2021

Official MotoGP Timing by **TISSOT**
www.motogp.com






5380 m.

BARWA GRAND PRIX OF QATAR

Free Practice Nr. 1

Fastest Laps Sequence

<i>Practice Time</i>	 <i>Rider</i>	<i>Nation</i>	<i>Motorcycle</i>	<i>Time</i>	<i>Km/h</i>	<i>Rider's Lap</i>
4'19.779	96 Jake DIXON	GBR	KALEX	2'03.525	156.7	2
4'24.504	21 Fabio DI GIANNANTONI	ITA	KALEX	2'02.064	158.6	2
4'36.293	64 Bo BENDSNEYDER	NED	KALEX	2'01.109	159.9	2
6'20.472	96 Jake DIXON	GBR	KALEX	2'00.693	160.4	3
6'36.937	64 Bo BENDSNEYDER	NED	KALEX	2'00.644	160.5	3
9'20.323	22 Sam LOWES	GBR	KALEX	2'00.474	160.7	4
33'53.187	72 Marco BEZZECCHI	ITA	KALEX	2'00.305	160.9	12

These data/results cannot be reproduced, stored and/or transmitted in whole or in part by any manner of electronic, mechanical, photocopying, recording, broadcasting or otherwise now known or herein after developed without the previous express consent by the copyright owner, except for reproduction in daily press and regular printed publications on sale to the public within 60 days of the event related to those data/results and always provided that copyright symbol appears together as follows below.

© DORNA, 2021

Official MotoGP Timing by TISSOT
www.motogp.com

Doha, Friday, March 26, 2021

